


CLUTCH ASSEMBLES

CLUTCH TOOLS & REPLACEMENT

CLUTCH COMPONENTS



1	CLUTCH ASSEMBLIES	
	CLUTCH ASSEMBLIES	4
2	CLUTCH ASSEMBLIES - FEATURED PRODUCT	
	FEATURED PRODUCT - TORQUE PERFORMANCE CLUTCHES	6
3	HEAVY DUTY CLUTCHES	
	SELF-ADJUSTING - AUTOSSET CLUTCH®	8
	HEAVY DUTY CLUTCHES - EASY EFFORT®	10
4	CLUTCH PARTS - QUALITY REPLACEMENT CLUTCH COMPONENTS	
	CLUTCH INSTALLATION KITS	12
	PILOT BEARINGS	12
	FLYWHEELS.....	12
	CLUTCH FORKS, CROSS SHAFTS, INPUT SHAFTS, & BUSHINGS	13
	CLUTCH BRAKES.....	13
	BELL HOUSING COVER KITS & HOSES	13
5	TECH TALK: CLUTCHES	
	TECH TALK : CLUTCHES	15

1

CLUTCH ASSEMBLIES

CLUTCH ASSEMBLIES

- Components are all 100% new, sourced from one of the United States leading independent clutch manufacturers.
- Direct replacements for Eaton® Advantage Series Solo® & Easy Pedal™
- Triple Zerk thrust bearing with wide thrust pad
- OE quality friction material
- 6 pressure springs and 3 extra assist springs allow for 30% less pedal effort once disengagement is achieved
- Made in U.S.A.
- 2 year unlimited kilometre parts warranty from Daimler Truck & Bus



CLUTCH ASSEMBLIES

2


**FEATURED
PRODUCT**



FEATURED PRODUCT - TORQUE PERFORMANCE CLUTCHES

The Torque Performance clutches are built and designed specifically for the Australian market and include an HDD (heavy duty damper) design that provides the strongest disc in the clutch industry. The clutch kit includes a spline saver which increases the strength and circumference of the input shaft. A snap ring is included on the spline saver for easy and even installation of the clutch discs. The 6-Paddle / 6-Spring design incorporates USA made springs that are longer and stronger.

ALLIANCE PART NUMBER	O.E.M REF (US)	O.E.M REF (AUS)	ADJUST-MENT TYPE	BEARING TYPE	PLATE LOAD lb	TORQUE RATING (lb-ft)	CARRIER STYLE	NO OF SPRINGS	MIN. FLYWHEEL OPENING	SPLINE
15-1/2" X 2" EASY EFFORT TORQUE PERFORMANCE (INCLUDES SPLINE SAVER)										
QABP N25EA60289PCBW	EA60289	208935-529	Spring-A-Just	Triple-Zerk	4200	2050+	6-Paddle	6	10"	10
QABP N2520893732CBW	308937-32	208938-556	Spring-A-Just	Triple-Zerk	4000	2250+	6-Paddle	6	10"	14



3

HEAVY DUTY CLUTCHES



SELF-ADJUSTING - AUTOSSET CLUTCH®

The **AutoSet Clutch®** improves on all previous available versions of self-adjusting heavy duty clutches. With every push of the clutch pedal, clutches and the associated parts wear over time. The AutoSet Clutch® compensates for wear by auto-adjusting to maintain the clutch pedal free play.



ALLIANCE PART NUMBER	O.E.M REF (US)	O.E.M REF (AUS)	ADJUSTMENT TYPE	BEARING TYPE	PLATE LOAD lb	TORQUE RATING (lb-ft)	CARRIER STYLE	NO OF SPRINGS	MIN. FLYWHEEL OPENING
15-1/2" X 2" AUTOSSET CLUTCH®									
QABP N2520970125CBW	309701-20 309701-25	209700-529	Auto-Adjust	Triple-Zerk	4000	2050	6-Paddle	6	10"


RELEASE BEARING FEATURES

WIDER BEARING PADS

- Increased Contact Area for Release Fork

BEARING CAGE SEAL

- Keeps Contamination Out
- Keeps Bearing Greased




THREE GREASE ZERKS

- Part Number Consolidation
- Multiple Application Compatibility



SELF-ADJUSTING - AUTOSET CLUTCH®

- Maintains ½" adjustment between Clutch Brake & Front Bearing Cap
- Multiple application compatibility
- Wear indicator to determine clutch life
- Complete with One Piece Clutch Brake




- Two Heavy Duty Springs create a strong & balanced actuation
- High Grade / Stainless Steel Spring (Prevents Corrosion)
- Increased Spring Length



- Two internal straps connect the clutch cover to the adjusting ring.
- Internal straps hold the adjusting ring and cams in place when shock to truck occurs. (Dock collision or terrain impact)

QABP N2520970125CBW

(Equivalent to 20970125, 209700-529)



FEATURES AND BENEFITS SELF-ADJUSTING CLUTCHES

FEATURES	BENEFITS
<ul style="list-style-type: none"> • Over Adjustment Protection - two internal straps 	Hold the adjusting ring and cams in place when shock to the truck occurs (dock collision or terrain impact)
<ul style="list-style-type: none"> • Connect the clutch cover to the adjusting ring. 	
<ul style="list-style-type: none"> • Bearing Cage Seal 	Keeps contamination out and bearing greased
<ul style="list-style-type: none"> • Package includes clutch brake and washer 	Saves you from having to order two additional parts for replacement - the included washer in an industry first to help compensate for a ground flywheel
<ul style="list-style-type: none"> • Two heavy duty high grade, stainless steel springs 	Creates a strong and balanced actuation, prevents corrosion and increases the spring length
<ul style="list-style-type: none"> • Self-Adjusting Clutch 	Maintains ½" adjustment between clutch brake and front bearing cap
<ul style="list-style-type: none"> • Wear Indicator 	Determines how much additional clutch life remains before replacement is necessary

HEAVY DUTY CLUTCHES - EASY EFFORT®

EASY EFFORT® clutch line decreases the pedal effort required once the clutch has reached the disengagement point. The combined effort of the 6 pressure springs with the 3 extra assist springs allows for a 30% reduction.



ALLIANCE PART NUMBER	O.E.M REF (US)	O.E.M REF (AUS)	ADJUSTMENT TYPE	BEARING TYPE	PLATE LOAD lb	TORQUE RATING (lb-ft)	CARRIER STYLE	NO OF SPRINGS	MIN. FLYWHEEL OPENING
15-1/2" X 2" EASY EFFORT®									
QABP N2520970125CBW	309701-20 309701-25	209700-529	Auto-Adjust	Triple-Zerk	4000	2050	6-Paddle	6	10"

WARRANTY

All heavy-duty clutch products include a 2" Torque Limiting Clutch Brake and Clutch Brake Washer. Product listed is a sampling of part numbers available, contact your local distributor for additional offering.

Heavy Duty Clutches - 2 year, unlimited kilometer warranty.

Medium Duty Clutches - 1 year, unlimited kilometer warranty.

4

CLUTCH PARTS

QUALITY REPLACEMENT CLUTCH COMPONENTS

CLUTCH INSTALLATION KITS

- Clutch Installation Kits
- Clutch Forks, Cross Shafts & Bushings
- Pilot Bearings
- Clutch Brakes
- Flywheels
- Bell Housing Cover Kits & Hoses



ALLIANCE PART NUMBER	O.E.M REFERENCE	DESCRIPTION
QABP N25K2468	K-2468	Fuller RT Series
QABP N25K4125	K-4125	Fuller RT Series (w/Hydraulic Fork)
QABP N25K3768	K-3768	Fuller RT Series (w/14-Spline Input Shaft)

PILOT BEARINGS

ALLIANCE PART NUMBER	O.E.M REFERENCE	DESCRIPTION
QABP N2563062RS	6306-2RS	High Temp Pilot Bearing (2.833" x 1.179")
QABP N2563062RSSR	46AX540	High Temp Pilot Bearing w/Snap Ring (Mack) (2.833" x 1.179")

FLYWHEELS

ALLIANCE PART NUMBER	O.E.M REFERENCE	DESCRIPTION
QABP N25 2569653	256-9653	CAT C-15, C-16, C-18, 3406 Flywheel

CLUTCH FORKS, CROSS SHAFTS, INPUT SHAFTS, & BUSHINGS

ALLIANCE PART NUMBER	O.E.M REFERENCE	DESCRIPTION
QABP N25105C137	105C-137	Clutch Release Fork
QABP N25A7786	A-7786	Clutch Release Fork (Hydraulic)
QABP N25106C1185	106C-1185	Cross Shaft (5-3/4")
QABP N25106C1498	106C-1498	Cross Shaft (6-1/2")
QABP N25 128C204	128C-20	Set of 4 Cross Shaft Bushings

CLUTCH BRAKES

ALLIANCE PART NUMBER	O.E.M REFERENCE	DESCRIPTION
QABP N25127760	127760	2" Torque Limiting Clutch Brake (.380" thick)
QABP N25127200	BK-313	2" Two-Piece Clutch Brake
QABP N25 BK313	BK-313	2" Hinged Clutch Brake (.380" thick)

BELL HOUSING COVER KITS & HOSES

ALLIANCE PART NUMBER	O.E.M REFERENCE	DESCRIPTION
QABP N254305230 8	4305230-8	Bell Housing Inspection Plate w/ 8" Hose
QABP N25CLT007P	CLT007P	7" Grease Hose
QABP N25CLT008P	CLT008P	8" Grease Hose
QABP N25CLT009P	CLT009P	9" Grease Hose



TECH TALK: CLUTCHES

5

TECH TALK: CLUTCHES

PROLONG THE LIFE OF YOUR CLUTCH

Clutches may be wear-and-tear components but excess heat can drastically reduce the life of your clutch. There are a number of precautions you can take to help minimize heat and other factors that negatively affect clutch life, such as:

START IN THE PROPER GEAR

The right starting gear can change based on your load, but as a general rule: select the gear combination that lets you take up the slack and start moving out with an idling engine, or if necessary, that creates just enough throttle to prevent stalling the engine.

SHIFT TO THE RIGHT GEAR

Focus on vehicle speed instead of engine speed when deciding to shift gears. Skip shifting or choosing too high a gear can cause the clutch to generate excessive heat.

DON'T RIDE THE CLUTCH OR COAST

Don't leave the clutch pedal engaged while at a stop and alternatively, don't release the clutch when the transmission is in gear while coasting in traffic. These maneuvers create a constant load on the thrust bearing and may throw the facing off the clutch, causing it to fail earlier than expected.

USE BRAKES ON AN INCLINE

Using the clutch to stop the vehicle on an incline can put severe load on the components and cause them to generate unnecessary heat.

SIGNS OF CLUTCH FAILURE

While it's always best to have a problematic clutch diagnosed by a professional, you can also look out for a few clutch failure symptoms that indicate a damaged or worn clutch. Take your truck to the nearest Alliance Truck Parts location for an immediate inspection if you experience any of the following:

- Gear slippage
- Clutch fails to reset
- Too much or little free-play in the clutch pedal
- Clutch brake does not engage
- General difficulty shifting gears whether stationary or in motion

WARRANTY

2 year unlimited kilometre parts warranty from Daimler Truck & Bus for the HD clutches.



FIND YOUR NEAREST LOCATION AT ALLIANCETRUCKPARTS.CO.NZ



Mercedes-Benz is a registered trademarks of Daimler AG, Stuttgart Germany. Freightliner and Alliance Truck Parts are registered trademarks of Daimler Trucks North America LLC, all distributed by Daimler Truck and Bus Australia Pacific Pty Ltd. ACN 618 413 282 / NZCN 8039364. Specifications are subject to change without notice.

Copyright © Daimler Truck and Bus Australia Pacific Pty Ltd. All rights reserved.

DAIMLER TRUCK